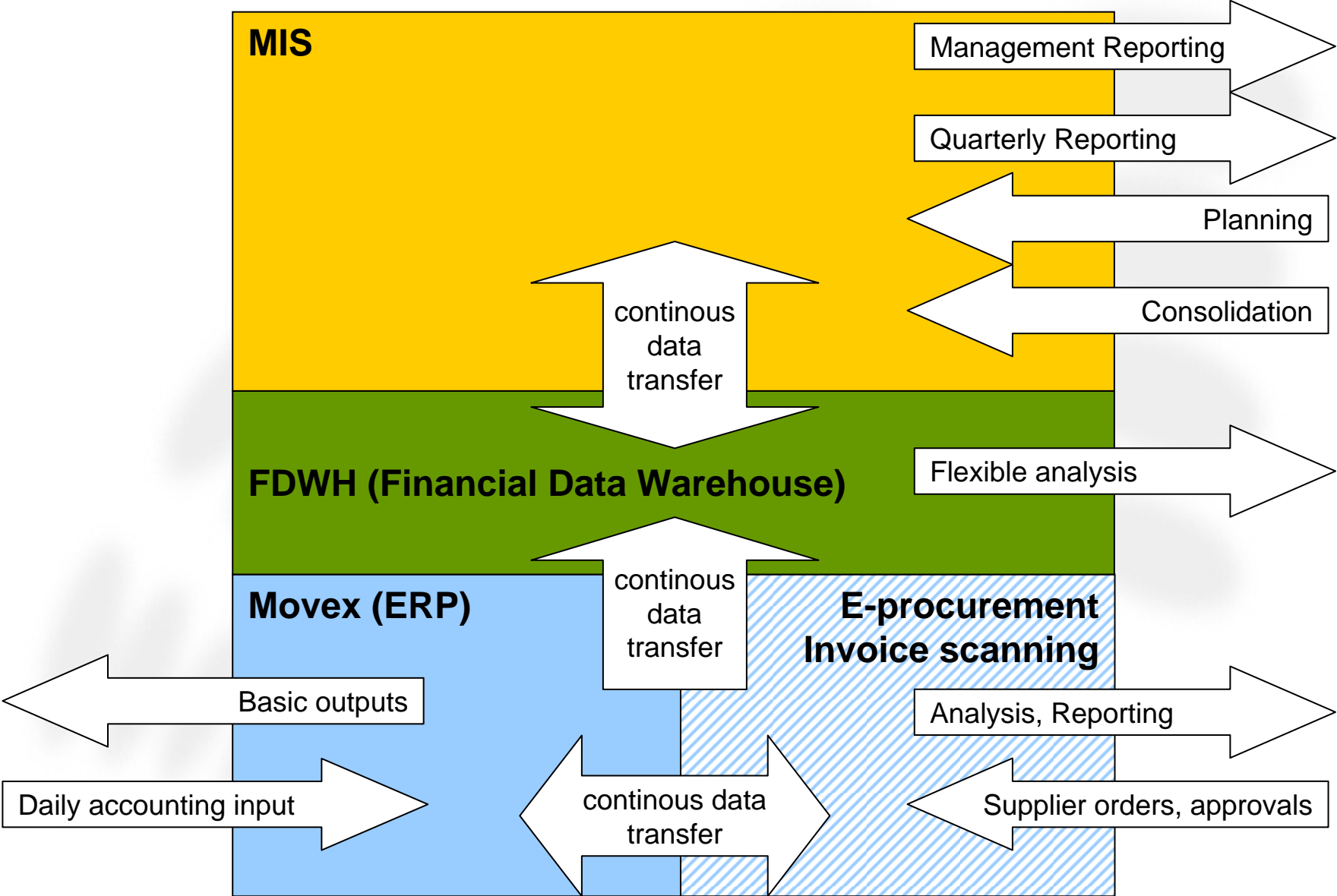


Inforum December 2008

Marc Schalow, Head Financial Systems

Financial Systems provide integrated functionality and analysis for all Actelion affiliates and headquarters.

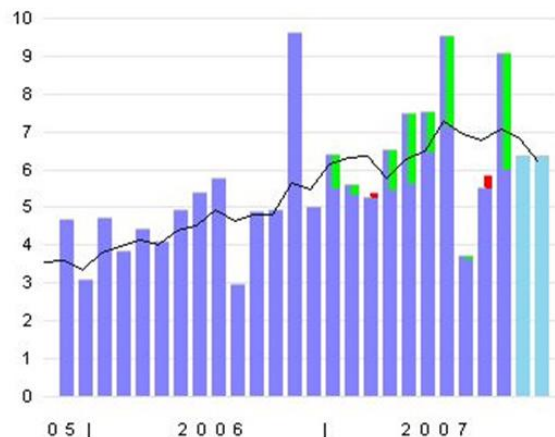




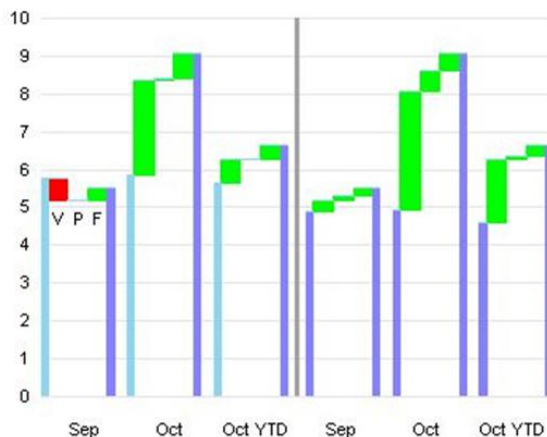
Performance Analysis

Monthly Net Sales Act Nov 2005 - Oct 2007
Bud Nov 2007 - Dec 2007

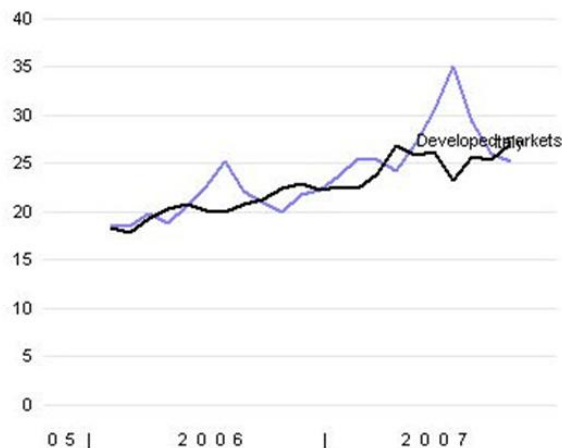
5 month avg



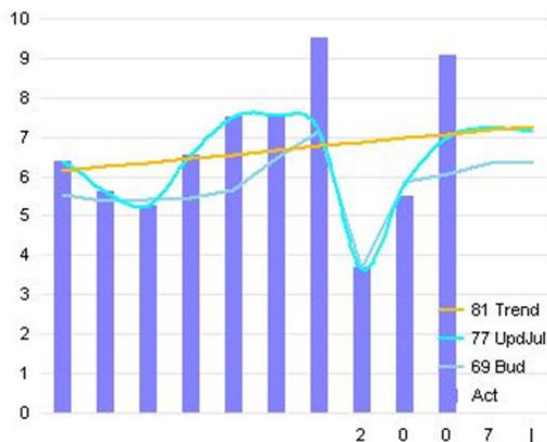
Net Sales variance analysis - volume(V), price(P) and F/X effect(F)
 from Bud to Act from Act 2006 to 2007



Tracleer Penetration rate in units per million inhabitants
 mio inh 2007



Trend analysis



P&L

October YTD

	Act	Bud	Act-Bud	% of Bud
Tracleer			8	14%
Zavesca			2	73%
Net Revenues			10	18%
Medical Marketing			(0)	-14%
Marketing			(0)	-7%
Marketing & Advertising			(0)	-9%
Selling			1	15%
Distribution			0	4%
General & Administration			(0)	-9%
Selling and G&A			1	13%
Operating Expenses			0	5%
EBIT			10	20%
EBIT in % of Net Revenues				
Medical Marketing			0	0%
Marketing			(1)	-10%
Marketing & Advertising			(1)	-7%
Selling			(2)	-7%
Distribution			0	0%
General & Administration			0	0%
Selling and G&A			(2)	-6%
FTE (all products)			(3)	-7%